


















Resultaten van RSZ - Zandvoort R5 - Race - R2 - Hyperpro Cup - S3

Datum Jul 6, 2011 4:00:00 PM
Circuit Zandvoort (4.3 km)
Evenement **RSZ - Zandvoort R5**
Groep Race

Beste Rondetijd 1:54.762
In Rnd 6
Beste Snelheid 134.888
door Patrick de Jong

Classification

Pos	No.	Name	Laps	Total time	Diff	Best time
1	201	Camiel Blokhuizen	 7	13:58.337		1:55.248
2	686	Patrick de Jong	 7	13:58.692	0.355	1:54.762
3	62	Alex Janissen	 7	13:58.989	0.652	1:55.812
4	3	Paolo Modelfino	 7	14:04.558	6.221	1:55.968
5	18	Bart Oudejans	 7	14:15.341	17.004	1:56.689
6	19	Jarno Veldkamp	 7	14:20.986	22.649	1:57.800
7	27	Ivo Knops	7	14:21.713	23.376	1:54.935
8	115	Erik Tabois	7	14:31.027	32.690	1:58.136
9	818	Dave Rogge	 7	14:37.142	38.805	2:00.845
10	288	Daniel van de Velde	 7	14:37.246	38.909	1:59.063
11	141	Michael Durivou	 7	14:38.581	40.244	2:00.405
12	345	Michael van den Bor	7	14:40.668	42.331	1:59.068
13	42	Gerritjan van der Leek	 7	14:42.141	43.804	2:00.397
14	32	Rikkert Lindeman	7	14:42.340	44.003	1:59.457
15	727	Richard van Eekelen	7	14:43.661	45.324	1:59.725
16	379	Sven van de Ven	7	14:43.731	45.394	2:00.286
17	7	Rob Juwett	7	14:46.877	48.540	2:02.122
18	226	Theo den Ouden	 7	14:52.215	53.878	2:03.294
19	20	Jos Koopmans	7	14:52.354	54.017	2:00.246
20	351	Richard Bosselaar	 7	14:52.909	54.572	2:00.010
21	616	Huber Lodewijks	7	14:55.382	57.045	2:01.070
22	555	Frank Teunissen	7	14:56.438	58.101	2:03.184
23	488	Jan Bultman	7	14:57.548	59.211	2:03.146
24	54	Bart Brouwer	 7	14:59.906	1:01.569	2:03.080
25	772	Stefan Evers	7	14:59.921	1:01.584	2:03.559
26	542	Ab Diseraad	7	15:00.148	1:01.811	2:03.555
27	230	Ramon Knulst	7	15:00.198	1:01.861	2:03.454
28	81	Marcel Pijkeren	 7	15:01.597	1:03.260	2:01.922

Pos	No.	Name		Laps	Total time	Diff	Best time
29	315	Bart van Ommeren		7	15:02.234	1:03.897	2:01.032
30	716	Florus Tromp		7	15:08.397	1:10.060	2:03.890
31	101	Onno Cram		7	15:08.540	1:10.203	2:04.250
32	482	Kevin Pruim		7	15:14.515	1:16.178	2:04.974

Share |
